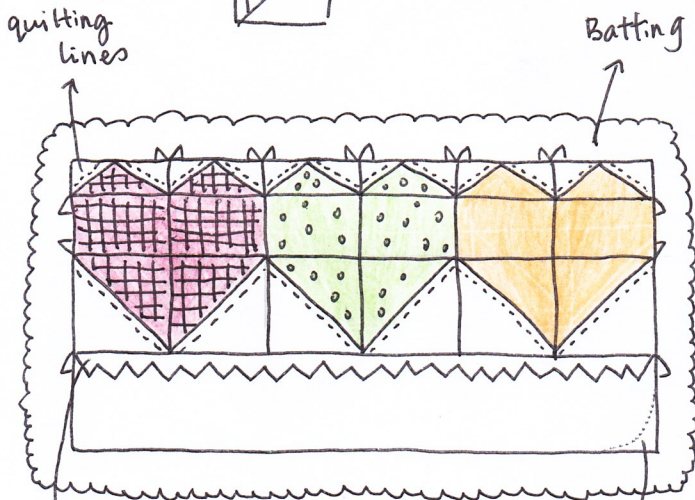
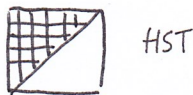
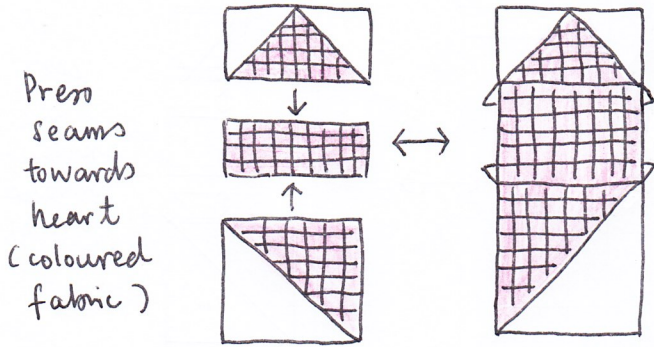


♡ With all my hearts ♡
Patchwork Zipper Pouch

For pouch with only three patchwork hearts

You will need to cut:

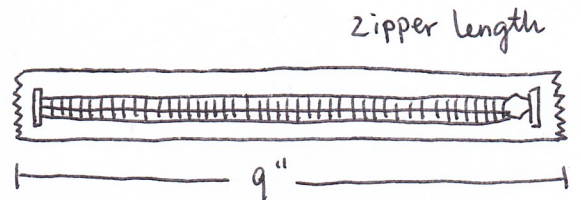
- Background fabric:
 - four 1" x 1" squares
 - two 2" x 2" squares
 - one 1.5" x 9" rectangle
 - one 4.25" x 9" rectangle (for back of pouch)
- Each of three different coloured fabrics:
 - two 2" x 1" rectangles
 - two 2" x 1.5" rectangles
 - two 2" x 2" squares
- Lining (interior) fabric:
 - two 4.25" x 9" rectangles
- Batting:
 - two 4.75" x 9.5" rectangles (*note: batting will usually shrink after machine/handquilting so it's necessary to trim or square up the sides after quilting)
- Fusible interfacing for lining (interior) fabric (optional):
 - two 4.25" x 9" rectangles



you can add trims or lace for embellishment

rounding of corners is optional

Finished size: 8.5" x 3.75"



for back of pouch, quilting design can be as simple as straight lines.

Pattern by zakkaArt. For personal use only. Please do not reproduce or distribute this pattern in anyway. Thank you for respecting my creativity and copyright!